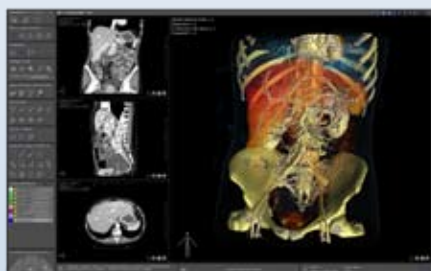


myrian®

The next generation groundbreaking visualisation and analysis 3D workstations

In recent years, the Myrian® range of software solutions has become the choice alternative in hospitals and private clinics for reviewing and analysing medical images.

Available in several languages, the Myrian® range offers a set of modular solutions that are adapted to every situation. Cella and FDA certified at a high regulatory level and having received the ISO13485 quality approval, Myrian® was developed in collaboration with and validated by leading radiologists. It is today being implemented by a growing number of PACS, modality or RIS partners.



Dr Pierre Hauptmann
Radiology Clinic, Mulhouse (France)

« I installed a personal copy of Myrian® on my laptop. I have it at hand at all times at the clinic, at the office or at home. I am able to import studies from CD's, from modalities or from a PACS system. Every practice should have this tool. »

Pr. Benoît Gallix
Montpellier University Hospital (France)

« I routinely combine Myrian® Expert VL with the department's modality workstations to achieve more effective results and to do things that we have not been able to do with other software. »



Myrian® opens any patient CD in seconds with one single interface



Myrian® Advance is also available all set-up and ready to go on a laptop

✦ Myrian® solutions enhance your existing set-up through seamless integration. They become an integral part of the image network, the PACS system or the modality, whilst respecting your budget thanks to their installation on standard PC's. Their attractive prices also produce quicker return on investment.

✦ The high certification class of Myrian® (FDA, Cella) allows its use for diagnostic purposes. You can rest assured that you are working with solutions that have been duly validated and approved.

✦ A dynamic innovation policy rewarded by the prestigious European ICT 2007 Prize, flexible modularity enabling progressive upgradeability and comprehensive maintenance contracts that constantly bring you the latest updates: everything is there to protect your investment.

✦ A solution for each situation. From the general-purpose viewer you carry around on your laptop to the PACS-connected 3D volumetric diagnosis workstation, from the DICOM print server to automatic tissue detection solutions, Myrian® has the answer to enhance your productivity with powerful tools and user-friendly interfaces.

✦ Powerful functions secure your diagnosis: instantaneous 'one-touch' MPR, oblique and double-oblique plane reconstruction, new MPR series creation, thick slabs, MIP and MinIP display, volume and surface rendering.

✦ Myrian® is equally suited for private practices (portable solutions, teleradiology, multi-modality review, printing, CD burning) as it is for wide deployment in hospitals (site licenses, clinicians' workstations within a PACS, additional 2D and 3D modality workstations, dedicated solutions for the operating room or staff meetings).



www.myrian.fr

Sales Team: +33 (0)1 48 04 32 83 – commercial@intrasense.fr

Myrian® is a software product developed and distributed by Intrasense SAS. Intrasense® and Myrian® are registered trademarks of Intrasense SAS. This product was developed using OFFIS DICOM Toolkit DCMTK® 1993-2006. OFFIS e.V. Images and descriptions not binding. Copyright Intrasense 10/2007 - Cap Oméga, rond-point Benjamin Franklin 34960 Montpellier Cedex 2 (France) - Tel. +33 (0)4 67 130 130. All rights reserved.



Patrice Coudray

Toshiba Medical Systems, France

« We chose Myrian® solutions to complete our workstations in France. With its CE certification in a high class (IIa) coupled with its ISO certifications, Intrasure has an aggressive industrial approach.

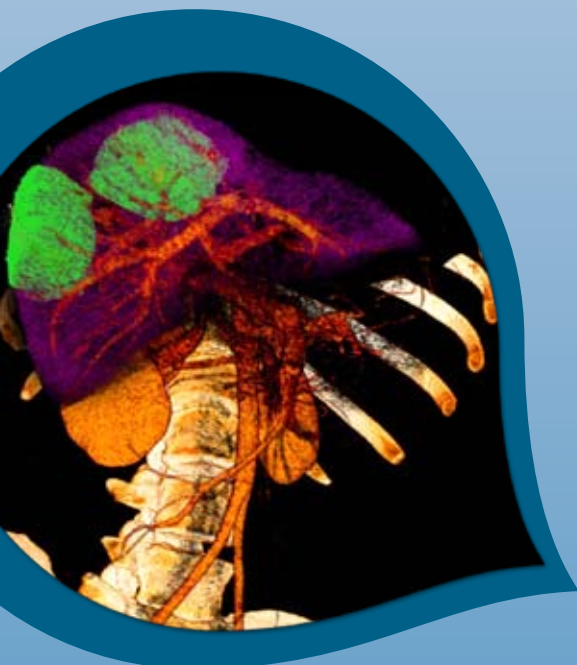
We now propose Myrian® to our scanner and MRI users who need workstations that are easy to use, easy to integrate and easy to upgrade from 2D to sophisticated clinical 3D modules. »



Pr. Benoît Gallix

Montpellier University Hospital (France)

« With Myrian®, I convert new patients' scanned reports into DICOM to save them on the PACS. I can easily read any patient CD to import or compare studies. Furthermore, with the Myrian® XP-Hepatic option, I perform preoperative liver volume measurements for the surgical team. »



Dedicated utilities that meet your specific requirements



Myrian® IS-Print

Manage your modalities and printers DICOM printing requirements
Processing of orders from an unlimited number of modalities
Processing of output to an unlimited number of Windows and DICOM printers
Advanced management of colorimetry per modality and per printer, dedicated enhancement filters.



Myrian® IS-LicenceProvider

Manage your licenses in dynamic mode on your entire network
Real-time Myrian® license management through the distribution of floating licenses
Enhanced flexibility on overall workflow
Dynamic management of the hospital's or clinic's DICOM servers list



Myrian® IS-Archive

Archive your CR images in DICOM
Database manager for the archiving of your clinic's CR images
Up to 2 TB of instant access disk memory
DICOM storage functions (sending/receiving) and study retrieval
Customised integration with your RIS



Myrian® IS-Robot

Fit your robot out with Myrian® CD Viewer



Myrian® IS-Brokerbox

Convert images from non-DICOM to DICOM for your PACS



Myrian® SafeView

Visualise images at the operating room
Myrian® aided selection and secured export of relevant images
Simplified navigation through images
Pedal or touch-screen control



High level regulatory certifications create a safer working environment

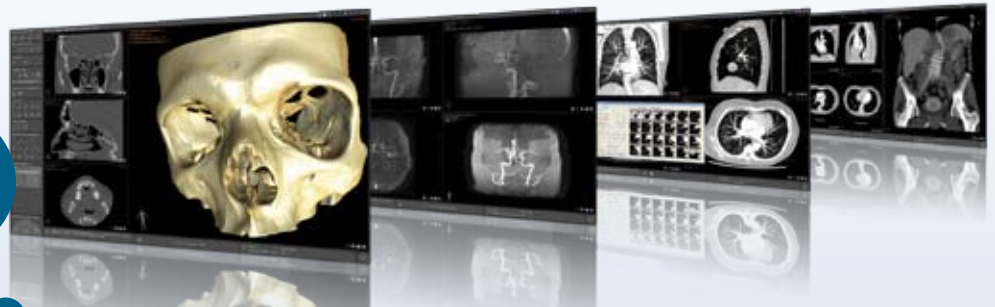
The CE IIa and FDA certifications of the entire Myrian® range authorise their use in clinical routine for diagnostic purposes whilst guaranteeing mandatory regulations are respected at all times.

Myrian® has obtained ISO 13485 and ISO 9001 certifications, a further proof of its unyielding clinical risk management and software quality insurance policy.

Myrian® is an officially registered Microsoft Certified Partner and Vista certified solution provider: your Myrian software is seamlessly integrated within your Microsoft platform.



A solution for each situation



Expert Modules

Myrian® Pro 1.2

The state-of-the-art all-purpose viewer for medical image review

- Portability and mobility
- Versatile and open multi-modality solution
- Powerful functions: MPR, study comparison, CD opening, thick-slab rendering

Myrian® Advance 1.2

The versatile diagnosis workstation for medical image review and analysis

- Stand-alone or network workstation, on a laptop or on a desktop PC
- Multiple usage: diagnostic radiology, staff meeting, teleradiology, private practice
- Powerful functions: oblique MPR, thick-slab rendering, study comparison, MIP/MinIP, series creation

Myrian® Expert 1.2

The 3D post-processing, review and analysis diagnosis workstation

- Stand-alone or network workstation
- 2D and 3D post-processing, image review, diagnosis, production of images for surgery planning
- Powerful functions: oblique MPR, volume rendering, 3D zoom, MIP/MinIP, print composer

Myrian® Expert VL 1.2

The diagnosis post-processing, review and analysis workstation with volume measurement tools

- Stand-alone or network workstation
- 2D & 3D post-processing, image review and diagnosis, volume edition and measurement, cancer follow-up
- Powerful functions: MPR, MIP/MinIP, 3D rendering, edition and measurement of volumes of interest, comparison

Myrian® XP-Hepatic 1.2

The Expert module for liver tissues automatic detection, and option of Myrian Expert VL 1.2

- Automatic liver and tumour tissue detection for surgery planning and therapy follow-up
- Complete and reproducible liver and tumour volume in less than 3 minutes, simulation of hepatectomy

- + Other Expert modules are available or being developed (lung, orthopaedics). Extra toolbox options also complete your solution, such as new series creation, visual selection and bone masking, or DICOM conversion...

myrian®
XP Hepatic
Pneumo
Ortho

myrian®
Expert
VL

myrian®
Expert

myrian®
Advance

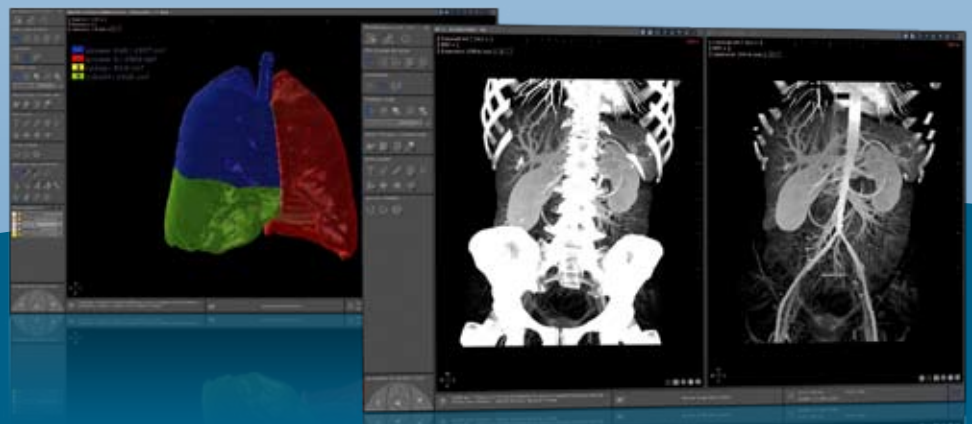
+ SeriesCreator
SelectionCreator

myrian®
Pro

+ DicomCreator
QuizCreator
ReportCreator

Myrian®: a scalable and upgradeable software suite

- Modular technology offers seamless upgrade from viewers to sophisticated volume measurement and 3D diagnosis workstations
- Integrated utilities easily complement imaging workstations
- Optional add-ons help meet specific individual requirements



Myrian® 1.2

Outstanding functions

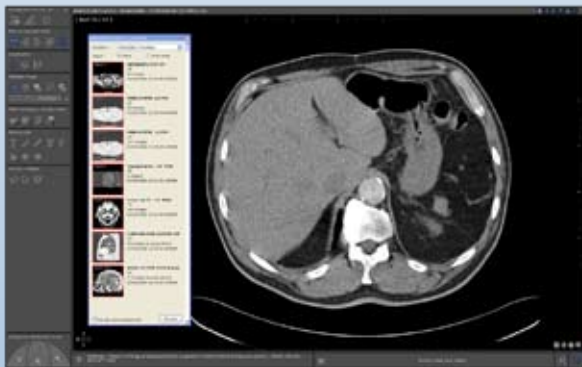
Pr. Valérie Vilgrain

Beaujon University Hospital, Paris (France)

«Myrian®'s user-friendly graphic interface and context sensitive help facilitate its learning. This is an essential criterion for hospitals with a high turnover of residents.»

Optimised ergonomics a precious gain of time

- Clear, simple and instinctive icons accelerate the learning process
- Intuitive keyboard shortcuts and direct return to a previous step facilitate operations
- Sub-series are automatically detected, you choose whether or not to open them
- Assign a status to each study in the list to optimise the reviewing process (Read/Not read/To be reviewed)



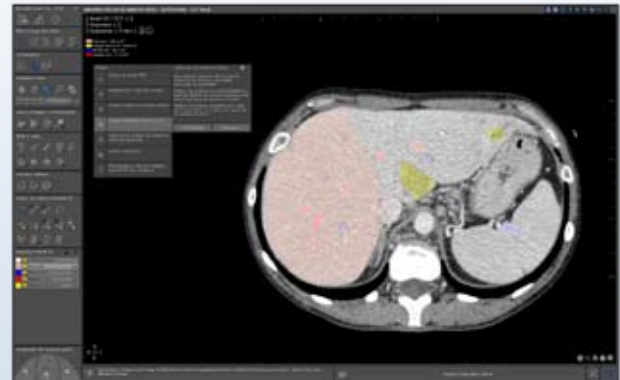
Direct access to series of the same patient from the main screen reduces the number of unnecessary mouse-clicks

User preference management enhances overall productivity

- Create your own annotation glossary with time-saving keyboard shortcuts
- Customise the mouse-buttons to maintain your work habits
- Languages available facilitate usage by multi-national teams
- Customise your workspace environment: colors, DICOM information display ...

Integrated guided assistance accelerate the learning process

- Mouse-over information and right-click help you get started
- Integrated support tab gives you direct access to our hotline
- Direct access to the user-manual directly from the application helps you go into function details



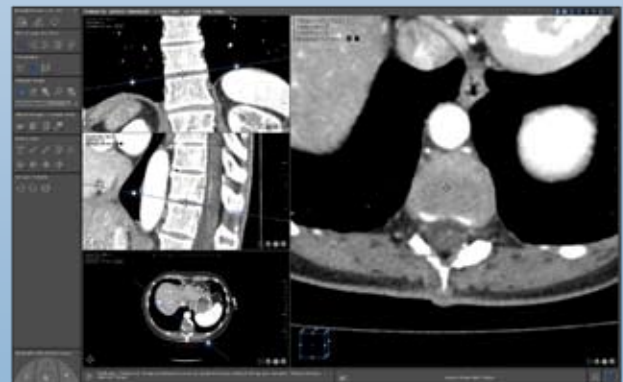
Guided clinical assistants take you by the hand and help you standardise procedures

Interoperability and integration optimise your investment

- Import and export images in any format (AVI, JPEG, TIFF, etc.)
- Cut & paste images or measurements to any office application for further integration
- DICOM conformance facilitates integration into the PACS system or a modality
- Myrian® software works on low-cost intermediary range PCs

Smart tools sharpen your efficiency

- Synchronised comparison of studies is also available with different windowing of a same series
- User-friendly double-oblique plane creation within MPR views is very intuitive
- Each view can be set to adjustable thick-slab rendering modes (average, MIP, MinIP)



Optimised display settings facilitate image adjustments

ISO 9001 certified services protect your investment

- A comprehensive annual maintenance contract provides you with the latest updates
- A dedicated hotline is accessible either by telephone or e-mail
- Your support tickets are managed on a dedicated extranet
- Our training programs maintain your optimal user knowledge



www.myrian.fr

Sales Team: +33 (0)1 48 04 32 83 – commercial@intrasense.fr

Myrian® is a software product developed and distributed by Intrasense SAS. Intrasense® and Myrian® are registered trademarks of Intrasense SAS. This product was developed using OFFIS DICOM Toolkit DCMTK® 1993-2006, OFFIS e.V. Images and descriptions not binding. Copyright Intrasense 10/2007 - Cap Oméga, rond-point Benjamin Franklin 34960 Montpellier Cedex 2 (France) - Tel. +33 (0)4 67 130 130. All rights reserved.